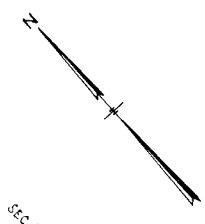


Sec 84



THE LOT NUMBERS IS PLACED IN THE UPPER RIGHT HAND CORNER OF EACH LOT AND THE FACE THE LOTS AND IS INDICATED THUS [arrow symbol]

LOCATION OF GRAVE MARKERS SHOWN THUS [arrow symbol]

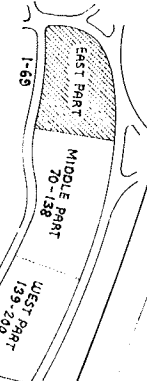
ARROW INDICATES DIRECTION GRAVE MARKERS WILL FACE.

ALL LOTS ARE 2 GRAVE LOTS EXCEPT WHERE OTHERWISE NOTED

ALL 2 GRAVE LOTS ARE 6'x9'

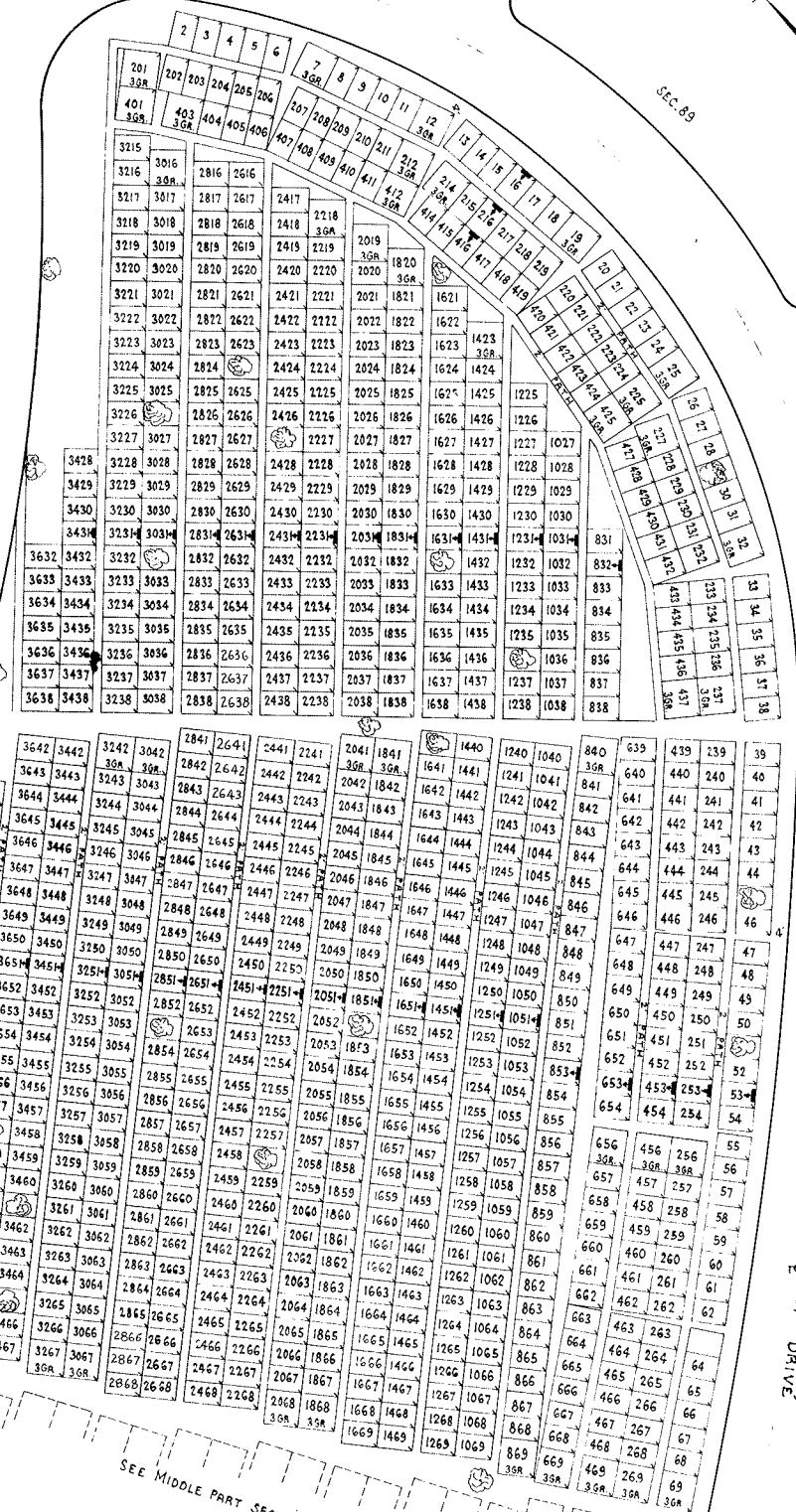
ALL 3 GRAVE LOTS ARE 5'x9'

KEY MAP OF ENTIRE SECTION



CALVARY CEMETERY
EAST PART OF
SECTION 90
SCALE 1"=20'
E.J.M.
MAY 25, 1953

903 - 2GR.
40 - 3GR.
943 TOTAL LOTS



Sec 91


Sec 89

90
EAST PART

SEE EAST PART SEE 90

SEC. 100

SEC. 111



1223 - 26R
 327 - 36R
 1260 - 101RL LOTS

(LOWER)

24' DRIVE

THE LOT NUMBER IS PLACED IN THE UPPER RIGHT HAND CORNER OF LOTS AS YOU FACE THE LOTS AND IS INDICATED THUS ↗

LOCATION OF GRAVE MARKERS SHOWN THUS T

ARROW INDICATES DIRECTION GRAVE MARKERS WILL FACE

ALL LOTS ARE 2 GRAVE LOTS EXCEPT WHERE OTHERWISE NOTED

ALL 2 GRAVE LOTS ARE 6'x9'

ALL 3 GRAVE LOTS ARE 9'x9'

SEC. 81

CALVARY CEMETERY
 MIDDLE PART OF
 SECTION 90

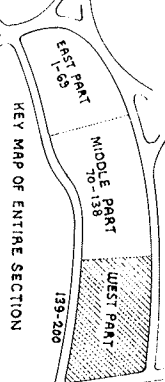
SCALE 1" = 20'
 E.J.M.
 MAY 25, 1953

(UPPER)
24' DRIVE

SEC. 82

SEE WEST PART SEC. 90

KEY MAP OF ENTIRE SECTION



SEE MIDDLE PART SEC. 90

Main lot grid containing lot numbers such as 3140, 3540, 3340, 3140, 2940, 2740, 2540, 2340, 2140, 1940, 1739, 1539, 1339, 1139, 939, 739, 539, 339, 139 in the top section, and 4170, 3970, 3770, 3570, 3370, 3170, 2970, 2770, 2570, 2370, 2170, 1970, 1770, 1570, 1370, 1170, 970, 770, 570, 370, 170 in the bottom section. Includes '24 DRIVE' labels and 'SEC 81', 'SEC 82', 'SEC 83' markers.

SEC 82 (UPPER) 24 DRIVE

CALVARY CEMETERY
WEST PART OF
SECTION 90

SCALE 1" = 20' E.J.M.
MAY 25, 1953

REV. 2-13-53

THE LOT NUMBER IS PLACED IN THE UPPER RIGHT HAND CORNER OF LOTS AS YOU FACE THE LOTS AND IS INDICATED THUS ↗

LOCATION OF GRAVE MARKERS SHOWN THUS T
ARROW INDICATES DIRECTION GRAVE MARKERS WILL FACE

ALL LOTS ARE 2 GRAVE LOTS EXCEPT WHERE OTHERWISE NOTED

ALL 2 GRAVE LOTS ARE 6'x9'

ALL 3 GRAVE LOTS ARE 9'x9'

990 - 2 GR.
36 - 3 GR.
1026 - TOTAL LOTS

